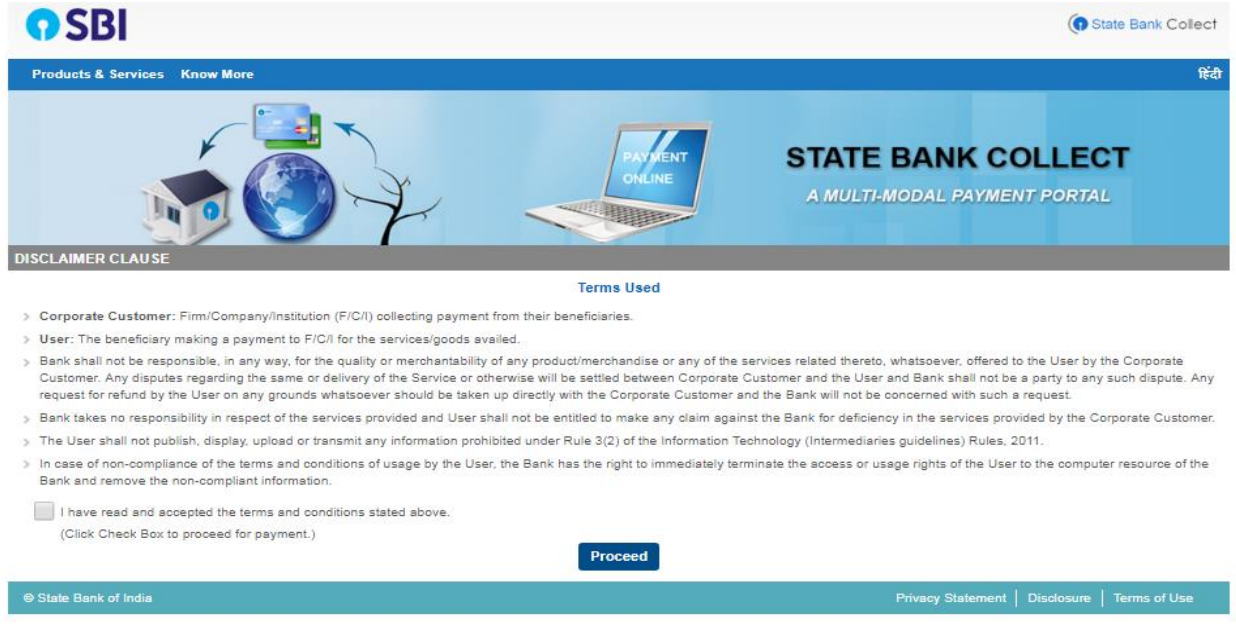


PROCESS TO PAY APPLICATION FEE

1) Click on the below link to get auto directed to SBI Collect webpage:

<https://www.onlinesbi.com/sbicollect/collecthome.htm>

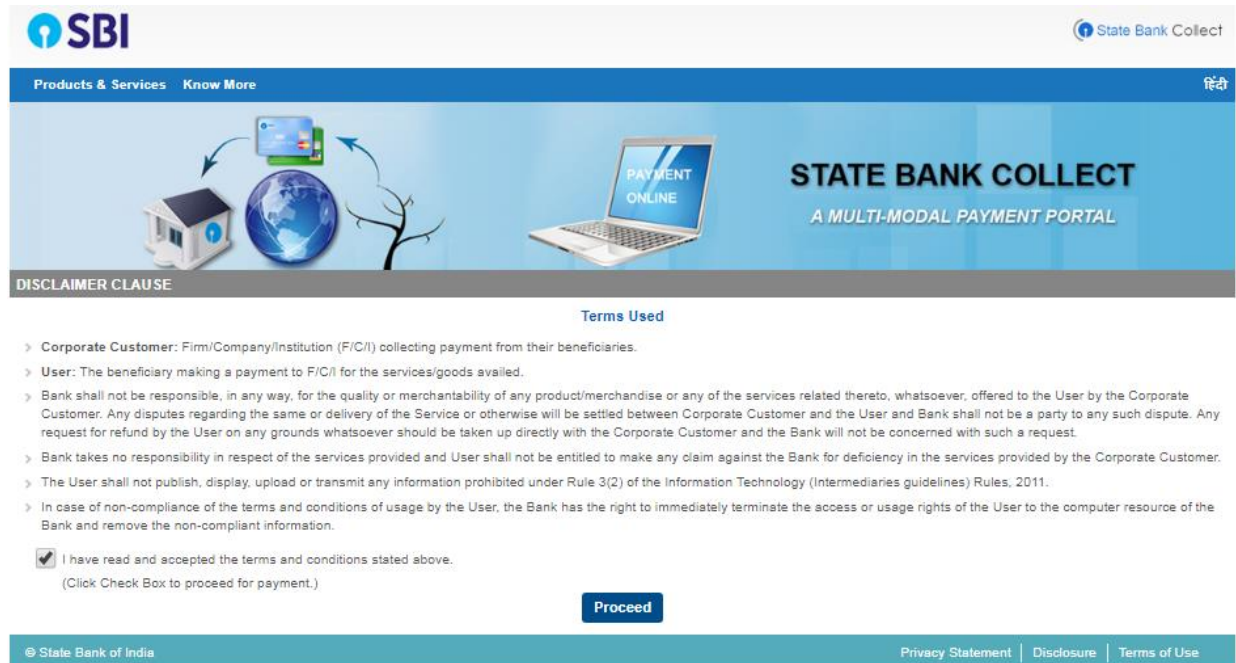


The screenshot shows the SBI Collect webpage. At the top left is the SBI logo, and at the top right is the text "State Bank Collect". Below the header is a navigation bar with "Products & Services" and "Know More" links. The main banner features a globe, a house, and a tree, with a laptop displaying "PAYMENT ONLINE". The text "STATE BANK COLLECT" and "A MULTI-MODAL PAYMENT PORTAL" is prominently displayed. Below the banner is a "DISCLAIMER CLAUSE" section with a "Terms Used" link. The disclaimer text includes:

- > Corporate Customer: Firm/Company/Institution (F/C/I) collecting payment from their beneficiaries.
- > User: The beneficiary making a payment to F/C/I for the services/goods availed.
- > Bank shall not be responsible, in any way, for the quality or merchantability of any product/merchandise or any of the services related thereto, whatsoever, offered to the User by the Corporate Customer. Any disputes regarding the same or delivery of the Service or otherwise will be settled between Corporate Customer and the User and Bank shall not be a party to any such dispute. Any request for refund by the User on any grounds whatsoever should be taken up directly with the Corporate Customer and the Bank will not be concerned with such a request.
- > Bank takes no responsibility in respect of the services provided and User shall not be entitled to make any claim against the Bank for deficiency in the services provided by the Corporate Customer.
- > The User shall not publish, display, upload or transmit any information prohibited under Rule 3(2) of the Information Technology (Intermediaries guidelines) Rules, 2011.
- > In case of non-compliance of the terms and conditions of usage by the User, the Bank has the right to immediately terminate the access or usage rights of the User to the computer resource of the Bank and remove the non-compliant information.

Below the disclaimer is a checkbox with the text "I have read and accepted the terms and conditions stated above. (Click Check Box to proceed for payment.)". A "Proceed" button is located below the checkbox. At the bottom of the page, there is a footer with "© State Bank of India" on the left and "Privacy Statement | Disclosure | Terms of Use" on the right.

2) Now, select the check box then click on "Proceed" button



This screenshot is identical to the one above, but the checkbox "I have read and accepted the terms and conditions stated above. (Click Check Box to proceed for payment.)" is now checked. The "Proceed" button remains visible below it. The rest of the page content, including the SBI logo, navigation bar, banner, and footer, is the same as in the previous screenshot.

- 3) Select State “Madhya Pradesh” & Type Corporate/Institution “Educational Institutions” and press “Go”:

The screenshot shows the SBI State Bank Collect interface. At the top, there is a navigation bar with the SBI logo and 'State Bank Collect' text. Below it, a blue header contains 'State Bank Collect' and 'State Bank Mops'. A breadcrumb trail shows 'State Bank Collect / State Bank Collect'. The main content area is titled 'State Bank Collect' and includes a timestamp '07-Feb-2019 [05:14 PM IST]'. The primary instruction is 'Select State and Type of Corporate / Institution'. Two dropdown menus are present: 'State of Corporate / Institution *' with 'Madhya Pradesh' selected, and 'Type of Corporate / Institution *' with 'Educational Institutions' selected. A blue 'Go' button is centered below the dropdowns. A pink informational box contains the text: 'Mandatory fields are marked with an asterisk (*)' and 'State Bank Collect is a unique service for paying online to educational institutions, temples, charities and/or any other corporates/institutions who maintain their accounts with the Bank.' The footer includes '© State Bank of India', 'Privacy Statement', 'Disclosure', and 'Terms of Use'.

- 4) Now select Educational Institution Name as “ Indian Institute of Technology, Indore” and click on “Submit”

This screenshot shows the next step in the SBI State Bank Collect process. The header and navigation elements are consistent with the previous screenshot. The main heading is 'Select from Educational Institutions'. A dropdown menu for 'Educational Institutions Name *' is open, showing 'INDIAN INSTITUTE OF TECHNOLOGY, II' as the selected option. Below the dropdown are two buttons: 'Submit' and 'Back'. A pink informational box is present with the text: 'Mandatory fields are marked with an asterisk (*)'. The footer remains the same as in the previous screenshot.

- 5) Select Payment Category as “APPLICATION FEE (RECRUITMENT)”

The screenshot displays the 'Provide details of payment' section of the SBI State Bank Collect interface. The header and navigation are consistent. The institution name 'INDIAN INSTITUTE OF TECHNOLOGY, INDORE' and its address are displayed. The primary instruction is 'Provide details of payment'. A dropdown menu for 'Select Payment Category *' is open, showing a list of categories. The category 'APPLICATION FEE (RECRUITMENT)' is highlighted in blue. A pink informational box on the left contains the text: 'Mandatory fields are marked with an asterisk (*)', 'The payment structure document if available will', and 'Date specified(if any) should be in the format of'. The footer includes '© State Bank of India', 'Privacy Statement', 'Disclosure', and 'Terms of Use'.

- 6) Now fill the recruitment application and other general details asked for payment and press “Submit”.

SBI State Bank Collect

State Bank Collect - State Bank Mops

State Bank Collect / State Bank Collect [Exit](#)

State Bank Collect 07-Feb-2019 [05:25 PM IST]

INDIAN INSTITUTE OF TECHNOLOGY, INDORE
IET, DAVV CAMPUS KHANDWA ROAD, . . . INDORE-452017

Provide details of payment

Select Payment Category* APPLICATION FEE (REC) ▼

NAME OF APPLICANT*

POST APPLIED FOR*

CATEGORY* --Select CATEGORY-- ▼

PERMANENT ADDRESS*

CORRESPONDENCE ADDRESS*

CONTACT NO*

EMAIL ID*

APPLICATION FEE* Fixed:Rs.600

Remarks

- This is computer generated receipt does not require any signature.

Please enter your Name, Date of Birth (For Personal Banking) / Incorporation (For Corporate Banking) & Mobile Number. This is required to reprint your e-receipt / remittance(PAP) form, if the need arises.

Name*

Date Of Birth / Incorporation*

Mobile Number*

Enter the text as shown in the Image*

[Submit](#) [Reset](#) [Back](#)

Mandatory fields are marked with an asterisk (*)

- 7) Check details of your application and then click on “Confirm” to next step.

SBI State Bank Collect

State Bank Collect - State Bank Mops

State Bank Collect / State Bank Collect [Exit](#)

State Bank Collect 07-Feb-2019 [05:35 PM IST]

INDIAN INSTITUTE OF TECHNOLOGY, INDORE
IET, DAVV CAMPUS KHANDWA ROAD, . . . INDORE-452017

Verify details and confirm this transaction

Category	APPLICATION FEE (RECRUITMENT)
NAME OF APPLICANT	Ssanjeev
POST APPLIED FOR	Manager
CATEGORY	GEN
PERMANENT ADDRESS	85 Shyam Colony
CORRESPONDENCE ADDRESS	58-Shyamia Hills
CONTACT NO	8852141454
EMAIL ID	jain122@gmail.com
APPLICATION FEE	500
Total Amount	INR 500.00
Remarks	Application Fee IIT Indore

Please ensure that you are making the payment to the correct payee.

[Confirm](#) [Cancel](#)



© State Bank of India [Privacy Statement](#) | [Disclosure](#) | [Terms of Use](#)

8) Select your payment option and follow the instructions for payment:

State Bank MOPS
Multi Option Payment System




State Bank Collect

Net Banking




 State Bank of India Bank Charges: Rs 5.18 Click Here	 Other Banks Internet Banking Bank Charges: Rs 11.08 Click Here
-----------------------------------------------------------------------------------------------------------------------------------------------------------------	---------------------------------------------------------------------------------------------------------------------------------------------------------------------------

Card Payments

This payment mode is not available between 23:30 hours IST and 00:30 hours IST

 State Bank ATM-cum-Debit Card Bank Charges: Rs 0.0 Click Here	 Other Banks Debit Cards Bank Charges: Rs 0.0 Click Here	 Credit Cards Bank Charges: Rs 12.98 Click Here
--------------------------------------------------------------------------------------------------------------------------------------------------------------------------	--------------------------------------------------------------------------------------------------------------------------------------------------------------------	-------------------------------------------------------------------------------------------------------------------------------------------------------------

Other Payments Modes

 SBI Branch Bank Charges: Rs 59.0 Click Here	 NEFT/RTGS Bank Charges: Rs 18.0 Click Here	UPI is not available between 22:30 hours IST and 23:30 hours IST  UPI Bank Charges: Rs 11.8 Click Here
--------------------------------------------------------------------------------------------------------------------------------------------------------	-------------------------------------------------------------------------------------------------------------------------------------------------------	-----------------------------------------------------------------------------------------------------------------------------------------------------------------------------------------------------------------------

State Bank of India

Site best viewed in I.E 10 +, Mozilla 30 +, Google Chrome 30 +